



Royal Conservatoire  
*of* Scotland

# Options Catalogue and Instructions

## School of Drama, Dance, Production and Film

## OPTIONS MODULES FOR LEVELS 2, 3 AND 4 IN SESSION 2020/21

### Introduction

One of the distinctive features of our curriculum is that we offer Options modules which will be available to the entire Conservatoire community. So, that makes it possible for you to take modules which are not part of your core programme.

#### 1. How many modules do I need?

You are required to pick a minimum of five modules, this is to ensure we have enough options for allocation as it is unlikely that you will get your top two or three modules.

- a. Students moving onto second year need 20 credits
- b. Students moving onto third year need 20 credits
- c. CPP Year 4 students need to 30 credits (which can be one CPP elective from the following) or Options modules:

Artist Commission: Arts in Prisons
Artist Commission: Re-imagining Classic Text
Artist Commission: Site-Specific Performance
Artist Commission: Secondment

#### **Note**

*For certain programmes, there are programme elective modules which will be picked separate to this process. This means that when your modules are released to you at the end of this process, you may not have the full 120 credits.*

## 2. Which modules can I choose?

This year modules have been grouped into an A and a B-list. The modules on the A-list are modules which encourage collaboration, interdisciplinarity, self-determined study, or are crucial to the professional acumen or well-being of the students.

We will request that students choose at **least one** module from the A-list.

In order to give certainty to students at this time, students who pick from the A-list will, in all but exceptional cases, automatically be allocated to this modules. There may be exceptional cases where automatic allocation is not possible, in which case the student will be contacted directly to discuss this.

The remaining modules on offer form the B-list which will be allocated to students through the same selection and allocation system as has been used in previous years.

## 3. Why do I need to place my module choices in order of preference?

We will use your preferences during the allocation process and, unless a module is over- or under-subscribed, you will be allocated to your top preferences.

## 4. What should I think about when I make my choices?

Review the module descriptors and What to Expect to find out more about the modules you are interested in at

<https://inspire.rcs.ac.uk/course/view.php?id=4481>

For further information on some of the modules, visit the Options website at: [www.optionsrcs.com](http://www.optionsrcs.com)

**Please note:** all modules are subject to review and amendment and the module descriptors are for guidance only. Final versions will be confirmed prior to the start of academic year 2020/21.

It's up to you to decide what you want to pick. Most obviously, you'll want to think about your personal interests, what subjects may complement your specialist discipline and, looking further ahead, modules which may help you achieve your career aspirations. Module co-ordinators would be delighted to hear from you if you want to talk about the module in detail before making your choice – just email them.

## 5. Where can I get advice?

3 If you need any assistance with this process please email [options@rcs.ac.uk](mailto:options@rcs.ac.uk)

You should discuss your choices with your Transitions Tutor (Level Coordinator). You may also consider getting advice from:

- Module coordinators (listed in the module descriptors on Moodle)
- Your Head of Programme

#### **6. When should I make my choices?**

You must complete and submit your choices by **5.00 pm on Wednesday 1 July 2020**. If you do not meet that deadline, modules will be allocated to you.

Your Options modules for 2020/21 will be confirmed via your Student Contract in August 2020.

# How to Choose

## Step 1

Open your Student Contract by clicking on the link

<https://matric.rcs.ac.uk>

## Step 2

Using your Conservatoire username and password, log on –

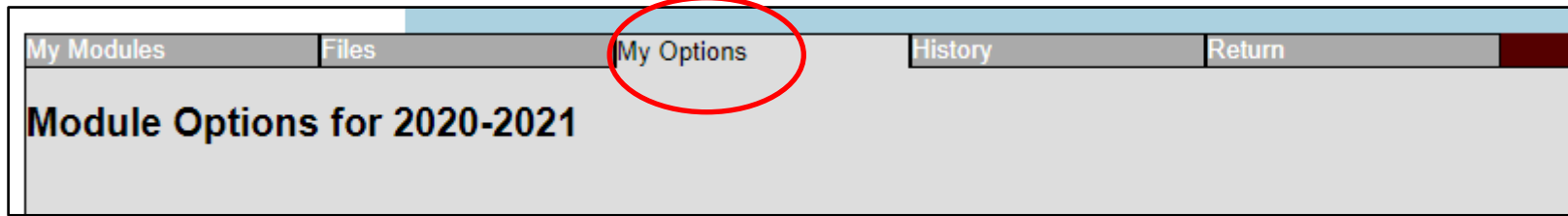
Once logged on, you will be taken to an Online Student Record (as below):



To access your Student Contract, click the link for your programme of study in the Student Contract box (*this will default to your current programme*).

**Step 3 –**

Open the My Options tab



My Modules | Files | My Options | History | Return

## Module Options for 2020-2021

Consult with your Transition Tutor and use this form to select your options for 2020-21  
 Don't forget to confirm your selection and click the **SEND** button at the foot of this page.

### Options/Elective Module Section

It appears that you have not made any Options/Elective picks yet.

Please choose from the following list of Options/Elective modules. (Where available, module descriptors are available on [Moodle](#). Please note, these module descriptors are for guidance only and are subject to change )

- Clicking a green circular '+' button (+) next to one of the modules will add it to your list.
- You must pick a **minumum of 5 modules** before sending us your selection.

#### Available Options/Elective Modules

Module Description		
<b>Philosophy Of Art And Culture</b>	Credits: 10	+
<b>Piano Skills 1</b>	Credits: 10	+
<b>Piano Skills 2</b>	Credits: 10	+
<b>Practical Stage Make Up</b>	Credits: 10	+











Each module entry includes a 'Module Description' button and, for Piano Skills 1 and 2, a 'What To Expect' button. A red arrow points from the 'What To Expect' button for Piano Skills 2 to a callout box on the right.

Next to the module title you will see a Module Description button and in some cases there will also be a What to Expect button. These will give you more information about the module. Please read these to make sure you are picking something you are interested in.

## Step 4 -

Use the scrollbar to review the available modules. Click  to select a module



### Options/Elective Module Section

1st		<b>Artist Commission: Site-Specific Performance</b> Module Description	Credits: 30	
2nd		<b>Devised Movement In Theatre</b> Module Description	Credits: 10	
3rd		<b>Mindfulness For Wellbeing And Performance</b> Module Description	Credits: 10	
4th		<b>Negotiated Project 1 (10)</b> Module Description	Credits: 10	
5th		<b>Arts In Medical Contexts: Experimental Practice</b> Module Description What To Expect	Credits: 10	

Please choose from the following list of Options/Elective modules. (Where available, module descriptors are available on [Moodle](#). Please note, these module descriptors are for guidance only and are subject to change )

- Clicking an up or down arrow will let you change your order of preference.
- Clicking a red circular 'x' button (✖) will remove it from your list.
- Clicking a green circular '+' button (⊕) next to one of the modules will add it to your list.
- You must pick a **minimum of 5 modules** before sending us your selection.

#### Available Options/Elective Modules

<b>Artist Commission: Secondment</b> Module Description	Credits: 30	
<b>Arts Leadership And Fundraising</b> Module Description	Credits: 10	














Certain modules are only open to certain cohorts – some of your fellow students will have different options from you. The system will only let you pick a module that is available to you.



## Step 5 –

Click  and  to prioritise your modules. Click  to delete a module from your selection



### Options/Elective Module Section

1st		<b>Artist Commission: Site-Specific Performance</b> Module Description	Credits: 30	
2nd	 	<b>Devised Movement In Theatre</b> Module Description	Credits: 10	
3rd	 	<b>Mindfulness For Wellbeing And Performance</b> Module Description	Credits: 10	
4th	 	<b>Negotiated Project 1 (10)</b> Module Description	Credits: 10	
5th		<b>Arts In Medical Contexts: Experimental Practice</b> Module Description What To Expect	Credits: 10	

Please choose from the following list of Options/Elective modules. (Where available, module descriptors are available on [Moodle](#). Please note, these module descriptors are for guidance only and are subject to change )

- Clicking an up or down arrow will let you change your order of preference.
- Clicking a red circular 'x' button (✖) will remove it from your list.
- Clicking a green circular '+' button (⊕) next to one of the modules will add it to your list.
- You must pick a **minumum of 5 modules** before sending us your selection.

### Available Options/Elective Modules

<b>Artist Commission: Secondment</b> Module Description	Credits: 30	
<b>Arts Leadership And Fundraising</b> Module Description	Credits: 10	

Some modules have 'pre-requisites' (see the module descriptor or the table of modules in this booklet). Where these apply, check that you

If you have taken a module before, you cannot take this again – so don't pick a module you have already studied.

## Step 6 –

Answer the question ‘*Outline the choices you have made for your future studies, and describe how you anticipate this supporting your development?*’

**Reasons**

Outline the choices you have made for your future studies, and describe how you anticipate this supporting your development?

## Step 7 –

If you would like more time to think about your options or discuss them with your Transitions Tutor, you can save your draft choices by clicking **Save Draft**

If you are happy with your choices, confirm by clicking **SEND**.

Available Options/Elective Modules	
Module Description	
<b>Directing Theatre - An Introduction</b>	Credits: 10
Module Description	
<b>Effective Practice Techniques (Music)</b>	Credits: 10
Module Description	
<b>Film Lab 1</b>	Credits: 10
Module Description	
<b>Film Music</b>	Credits: 10
Module Description	

### Reasons

Q1. Outline the choices you have made for your future studies, and describe how you anticipate this supporting your development?

TEST

### Confirm your choice.

Are you sure? If you are ready to send us your choices, don't forget to click the **SEND** button....

## Step 8 –

**Meeting with your Transitions Tutor** – If you have any questions you would like to discuss with your Transitions Tutor then please arrange to meet them in advance of the closing date. Once you have submitted your choices your Transitions Tutor will review them and either Return to Student for you to revise your choices or Confirm and Send to Registry. If this is returned to you to make changes, you should log back in and update your picks and then click Send (as per step 7 above).

**Remember:** You must click **SEND** when you and your tutor are happy with your picks. If you don't click Send, your picks will not be sent for approval.

At this point your choices will be confirmed and **cannot** be changed.

You must send your list by the deadline of **5.00 pm on Wednesday 1<sup>st</sup> July 2020**.

## Cross Conservatoire Options Modules Catalogue

### and School of Drama, Dance, Production and Film elective Options Modules *(marked \*)*

A-List Modules (Please ensure you pick at least one from this list)

Open to	Module	Delivery	Delivery Method	Hours a Week	Credits	Level	Pre-Requisite(s)
✓	Arts Leadership And Fundraising	Term 1	10 x Live video lectures with discussion and break-outs accompanied by digital resources on Moodle.	2	10	9	Submission of 100 word proposal of how this subject fits with your learning/future plans
✓	Collaborative Projects	Term 1 and 2	Self-guided collaborative project with a digital creative output using a digital collaborative platform of your choosing.	variable	10	8	
✓	Mindfulness for Wellbeing and Performance	Term 1 or Term 2	Live video workshops with discussion and break-outs accompanied by digital resources.	2	10	8	
✓	Negotiated Project 1 (10 Credits)	Term 1 or Term 2	Self-guided project with a digital output.	n/a	10	9	
✓	Negotiated Project 1 (20 Credits)	Term 1 and Term 2	Self-guided project with a digital output.	n/a	20	9	
Years 3 and 4 only	Negotiated Project 2 (10 Credits)	Term 1 or Term 2	Self-guided project with a digital output.	n/a	10	10	Pre-requisite: Negotiated Project 1 (10 or 20)
Years 3 and 4 only	Negotiated Project 2 (20 Credits)	Term 1 and Term 2	Self-guided project with a digital output.	n/a	20	10	Pre-requisite: Negotiated Project 1 (10 or 20)
Years 3 and 4 only	Research and Knowledge Exchange Seminars	Term 1 and Term 2	Attend online Exchange Talks and contribute to digital discussion forum.		10	10	

B-List Modules (Please ensure you pick at least one from this list)

Open to	Module	Delivery	Delivery Method	Hours a Week	Credits	Level	Pre-Requisite(s)
✓	A History of Scotland in 100 Tunes	Term 1 or Term 2	10 x Live video lectures accompanied by digital resources on Moodle.	1	10	8	
✓	A Social History of Western Art	Term 1 or Term 2	9 x Live video lectures accompanied by digital resources on Moodle.	2	10	8	
✓	Alexander Technique 1	Term 2	Small group live video workshops.	1.5	10	7	
✓	Alexander Technique 2	Term 1 or 2	Small group live video workshops.	1.5	10	8	C1 or higher in Alexander Technique 1
BA CPP year 4 only	* Artist Commission: Arts in Prisons	Term 3	[consult with CPP programme]		30	10	
BA CPP year 4 only	* Artist Commission: Re-imagining Classic Text	Term 3	[consult with CPP programme]		30	10	
BA CPP year 4 only	* Artist Commission: Site-Specific Performance	Term 3	[consult with CPP programme]		30	10	
BA CPP year 4 only	* Artist Commission: Secondment	Term 3	[consult with CPP programme]		30	10	
✓	Body Awareness For Performance	IOW	Live video workshops, independent tasks and digital resources on Moodle.	25	10	8	
All except BA Perf students	BSL Foundation	Term 1, 2 and 3	Live video lectures with discussion and break-outs accompanied by digital resources on Moodle.	2	20	6	
✓	Computer Aided Design Using Vectorworks	Term 1	A series of bespoke video tutorials and exercises culminating in a negotiated project.	2	10	7	Access to computer able to run Vectorworks
✓	Film Music	Term 1 or 2	10 x Live video lectures with discussion and break-outs accompanied by digital resources on Moodle.	2	10	8	Headphones (preferable)

Open to	Module	Delivery	Delivery Method	Hours a Week	Credits	Level	Pre-Requisite(s)
✓	Free Improvisation: Music	IOW or Term 1	Live video workshops, independent tasks and digital resources on Teams.	19	10	8	A short proposal (100 words) detailing your interest in improvising and what you hope to gain from the module. <i>Note: this is a pass/fail module. For students on Honours programmes, this will not be included in your classification calculation</i>
✓	Fundamentals of Ballet Teaching	Term 1	Live video workshops, independent tasks and digital resources on Moodle.	2	10	8	
✓	Gaelic 1	Term 1 or Term 2	Live video workshops, independent tasks and digital resources on Moodle.	1	10	6	
✓	Introduction to African Cinema	Term 2	Live video seminars and discussion with digital resources provided.	2	10	8	
✓	Introduction To Gamelan	Term 2	Live video workshops, independent tasks and digital resources on Moodle. You will be loaned a Gamelan instrument for your practical work.	2	10	8	Consultation with module co-ordinator to determine suitability for participation.  Must have space to store and play Gamelan instrument provided
✓	Music Technology & Sound Recording 1	Term 1 or Term 2	Recorded video tutorials, group live video workshops/discussions accompanied by digital resources. Limited access to Recording Studio, where possible.	2	10	7	Students will be required to demonstrate that they can play an instrument at ABRSM grade 5/6 standard  Access to a computer able to run ProTools and headphones
✓	Music Technology & Sound Recording 2	Term 1 or Term 2	Recorded video tutorials, group live video workshops/discussions accompanied by digital resources. Limited access to	2	10	8	Music Technology and Sound Recording 1

Open to	Module	Delivery	Delivery Method	Hours a Week	Credits	Level	Pre-Requisite(s)
			Recording Studio, where possible.				Access to a computer able to run ProTools and headphones
✓	Piano Skills 2	Term 1 and 2	Live video private classes with tutor.	1	10	8	Normally a C2 in Piano Skills 1 or by audition/ABRSM Grade 5/6 Access to a keyboard/piano
✓	Philosophy of Art and Culture	Term 2	9 x Live video lectures accompanied by digital resources on Moodle.	2	10	9	
✓	Scotland's Folklore	Term 1	Live video lectures accompanied by digital resources on Moodle.	1	10	8	
✓	Social Documentary	Term 2	Live video seminars accompanied by digital resources on Moodle.	2	10	8	
✓	Sonic Arts 1	Term 1 and 2	A series of video tutorials, remote discussion and individual tutorials on Teams. Limited access to Electro-Acoustic Studios, where possible.	1	10	8	Access to a computer able to run ProTools and headphones
Years 3 and 4 only	Sonic Arts 2	Term 1 and 2	A series of video tutorials, remote discussion and individual tutorials on Teams. Limited access to Electro-Acoustic Studios, where possible.	1	10	9	Sonic Arts 1 Access to a computer able to run ProTools and headphones
All except BA PTM	Sound for Production	Term 2	A series of live video seminars, video tutorials, and digital resources.	2	10	7	Access to a laptop with the capability of downloading a Digital Audio Workstation (DAW) and playback software
✓	Tap Dance	Term 1 and 2	Live video workshops and independent tasks.	2	20	8	A diagnostic audition to ascertain an appropriate level/standard of tap ability
✓	Video Art	Term 2	Live video seminars accompanied by a small group practical video art project, undertaken remotely.	2	10	7	Previous filmmaking experience is desirable but not essential



Open to	Module	Delivery	Delivery Method	Hours a Week	Credits	Level	Pre-Requisite(s)
✓	Visual Theatre	Term 1	Live video workshops, independent tasks, individual remote tutorials accompanied by digital resources.	3	10	7	

**Please note:** all modules are subject to review and amendment and the module descriptors are for **guidance only**. Final versions will be confirmed prior to the start of academic year 2020/21.